

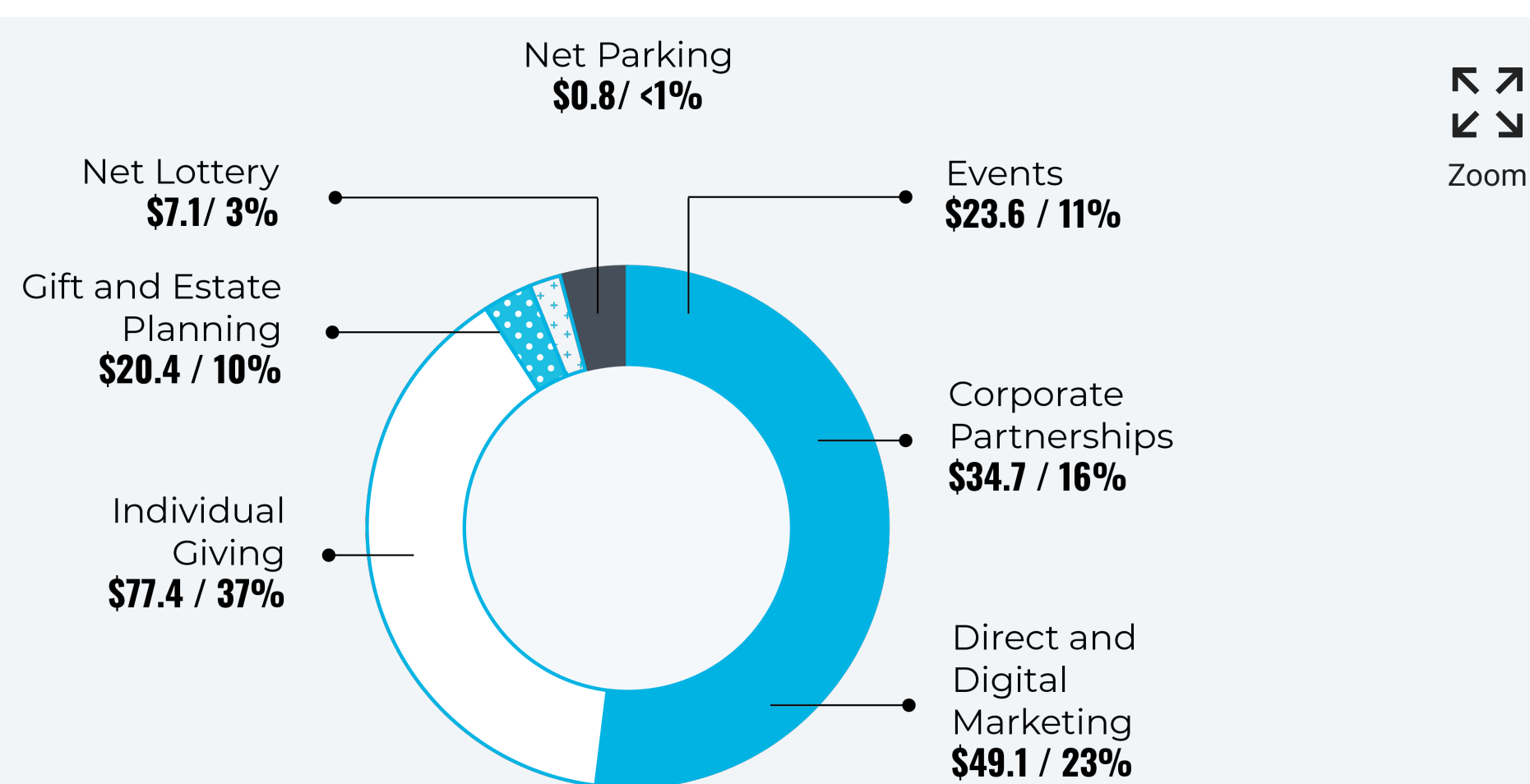
FOUNDATION FINANCIALS

SickKids Foundation is committed to the highest standards of accountability and transparency. We were among the first nationally accredited charities under Imagine Canada's Standards Program. Click below to download SickKids Foundation's audited financials.

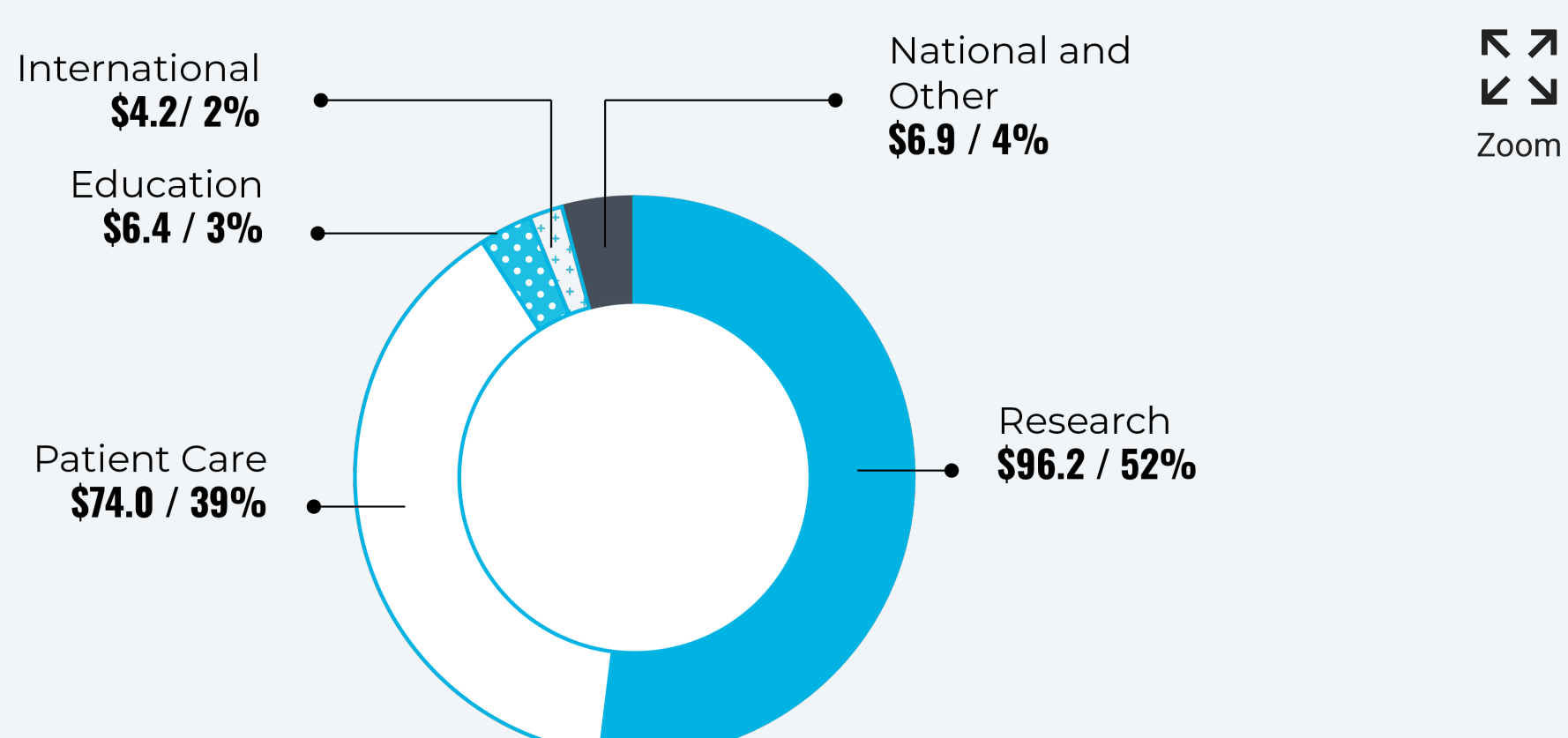
SickKids Foundation Audited Financials

SOURCES OF REVENUE (IN MILLIONS)

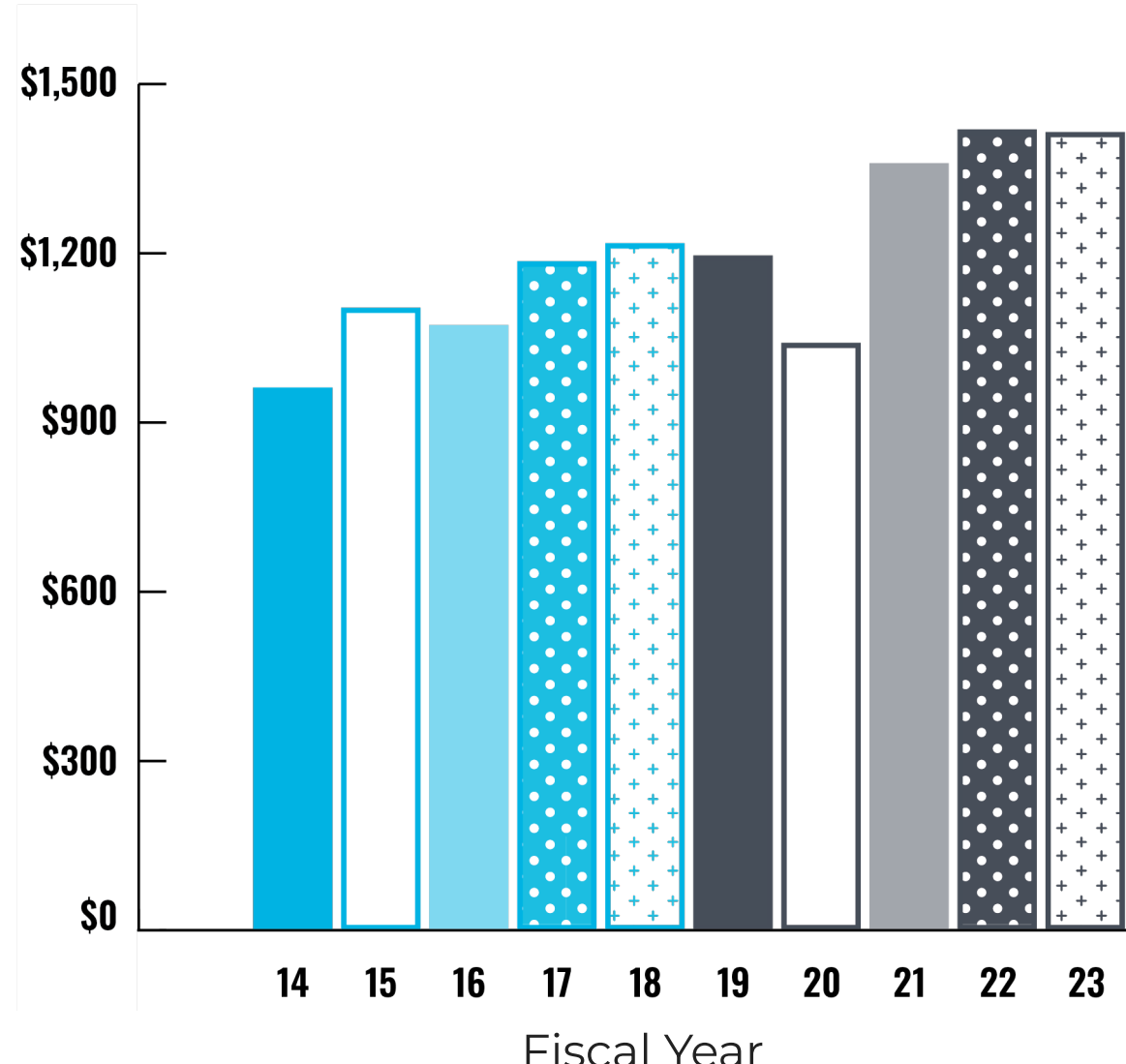
Gross fundraising program, net lottery and net parking revenue	\$213.1
Total grants and charitable activity (see below)	\$187.7
Fundraising and administrative expenses	\$60.8



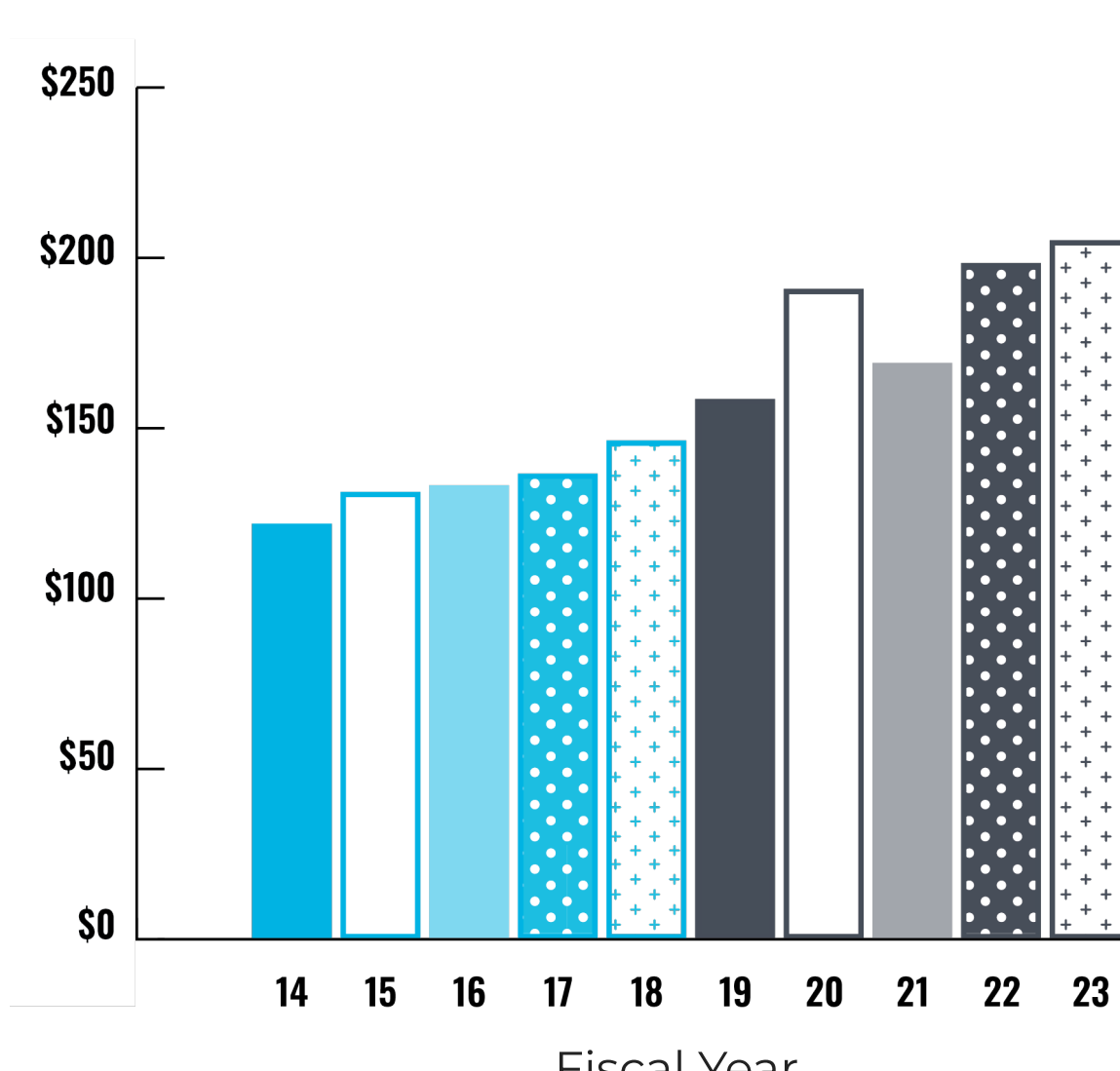
INVESTMENTS IN CHILD HEALTH GRANTS AND CHARITABLE ACTIVITY (IN MILLIONS)



TOTAL ASSETS (IN MILLIONS)



FUNDRAISING REVENUE (IN MILLIONS)



Investment Management and Philosophy

Endowment funds at SickKids Foundation provide an important base of funding for child health initiatives. These funds largely consist of externally restricted contributions and internal resources, transferred by the Board of Directors, where the capital is required to be maintained intact over the long term. Each year, the Board approves the rate of payout, or distribution from the funds. The SickKids Foundation Board of Directors, through its Investment Committee, manages the Foundation's endowed funds using a long-term, value-oriented investment philosophy.

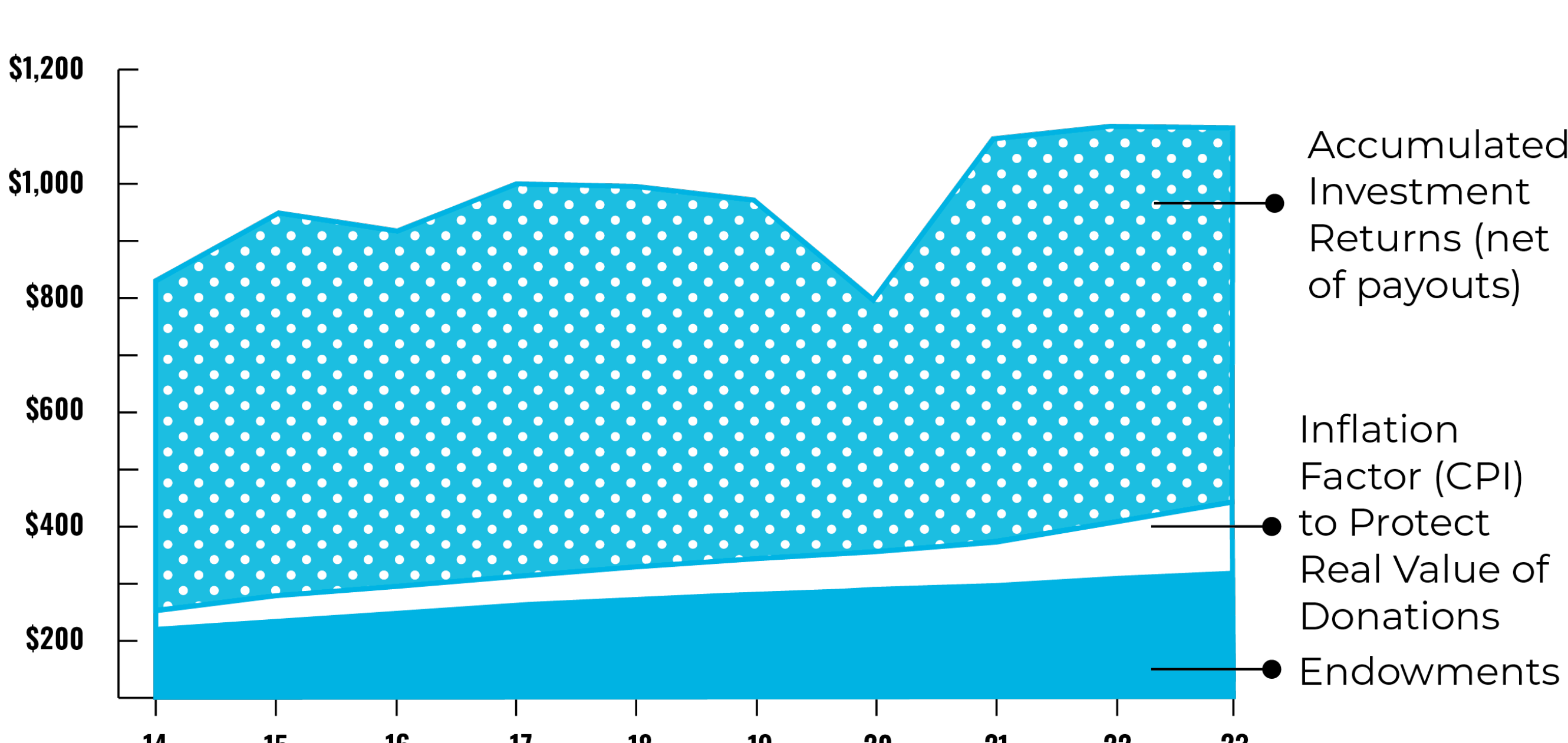
The Committee believes that this philosophy best enables its objectives of preserving capital, enabling approved distribution (or payout), and realizing an average annual real total return after inflation of at least five per cent over a 10-year period. The Investment Committee regularly monitors the performance of the investment managers, selecting, appointing and releasing managers as required. The endowment fund continues to be among the top one per cent of performers when assessing returns since inception.

INVESTMENT RETURNS

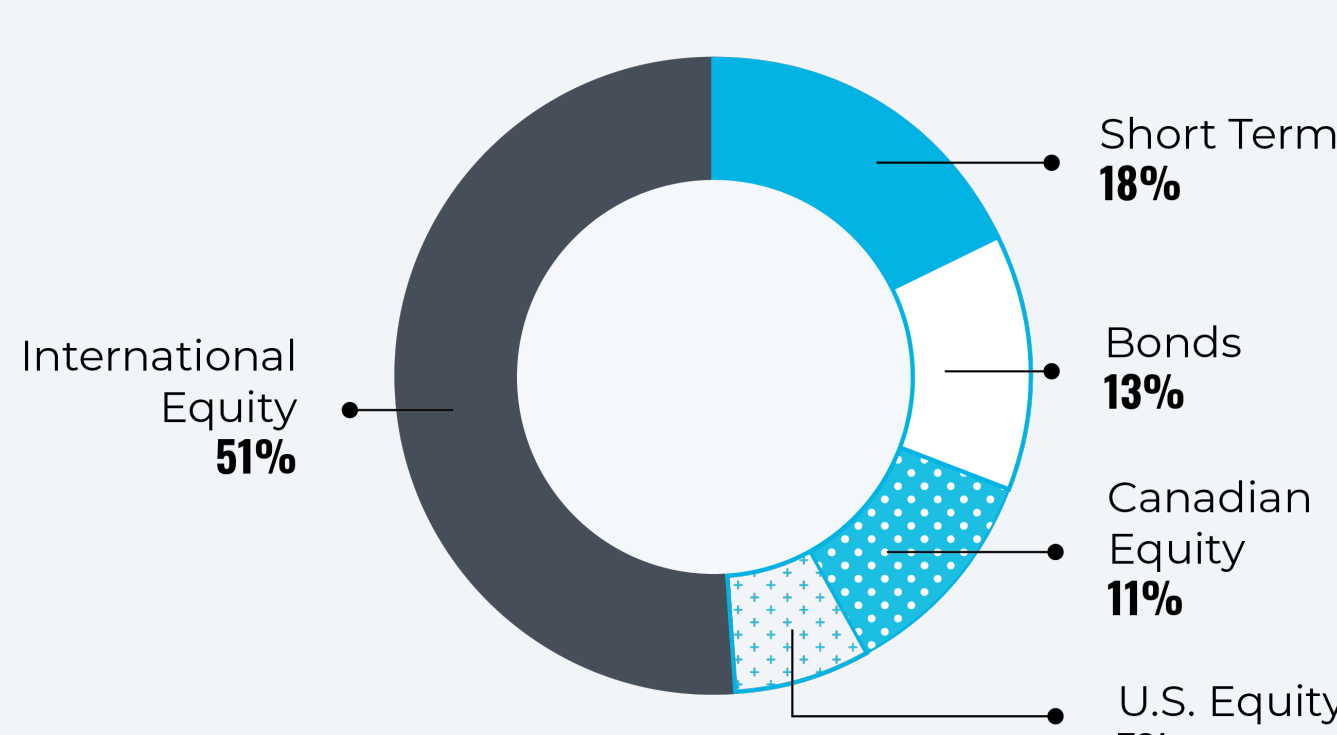
	1 YEAR	3 YEARS	5 YEARS	10 YEARS	SINCE INCEPTION*
Annualized Rate of Return	2.1%	10.7%	3.5%	5.6%	9.1%
Percentile Ranking*	Top 10%	Top 30%	Top 100%	Top 89%	Top 1%

*Inception date: March 31, 1995

ENDOWMENT OUTPACES INFLATION (IN MILLIONS)



INVESTMENT ASSET MIX



BOARD MEMBERS AND CABINET VOLUNTEERS

Discover >

FOUNDATION FINANCIALS

SickKids Foundation is committed to the highest standards of accountability and transparency. We were among the first nationally accredited charities under Imagine Canada's Standards Program. Click below to download SickKids Foundation's audited financials.

[SickKids Foundation Audited Financials](#)


SOURCE OF REVENUE (IN MILLIONS)

Gross fundraising program, net lottery and net parking revenue (see below) **\$213.1**

Total grants and charitable activity (see below) **\$187.7**

Fundraising and administrative expenses (see below) **\$60.8**

[Zoom](#)



INVESTMENTS IN CHILD HEALTH GRANTS AND CHARITABLE ACTIVITY (IN MILLIONS)

International \$4.2 / 2%

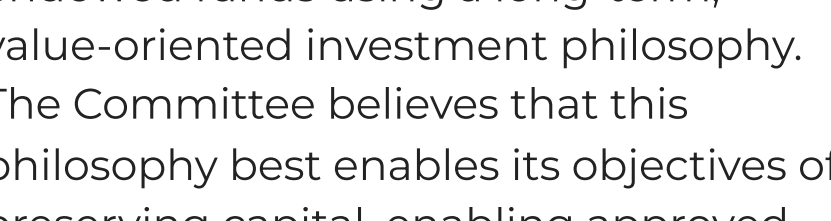
Education \$6.4 / 3%

Patient Care \$74.0 / 39%

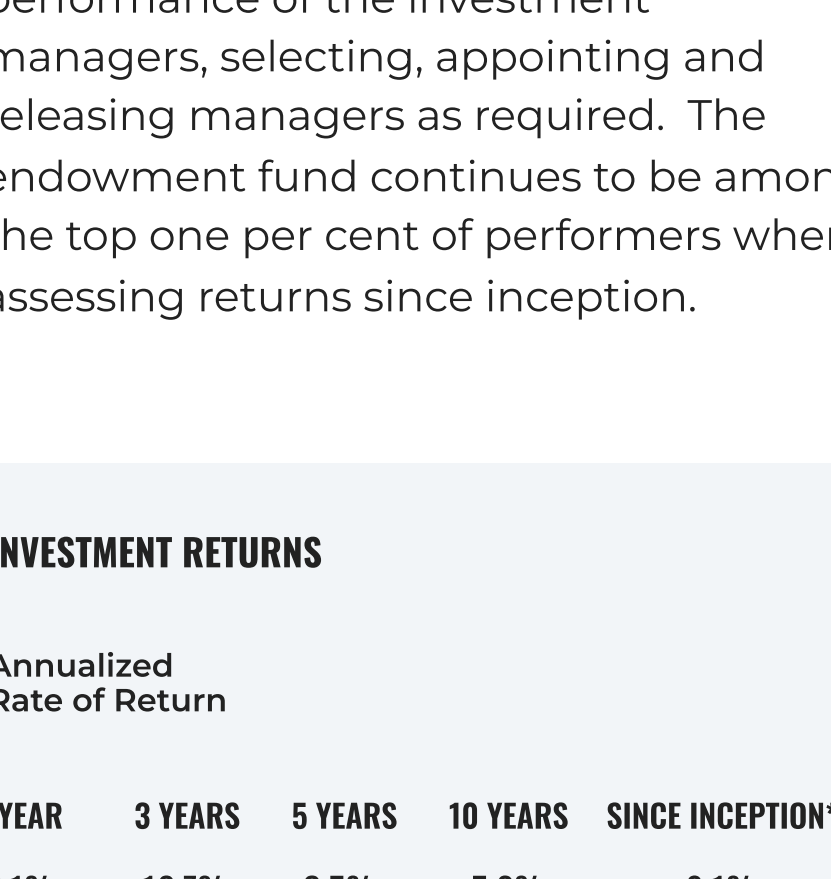
National and Other \$6.9 / 4%

Research \$96.2 / 52%

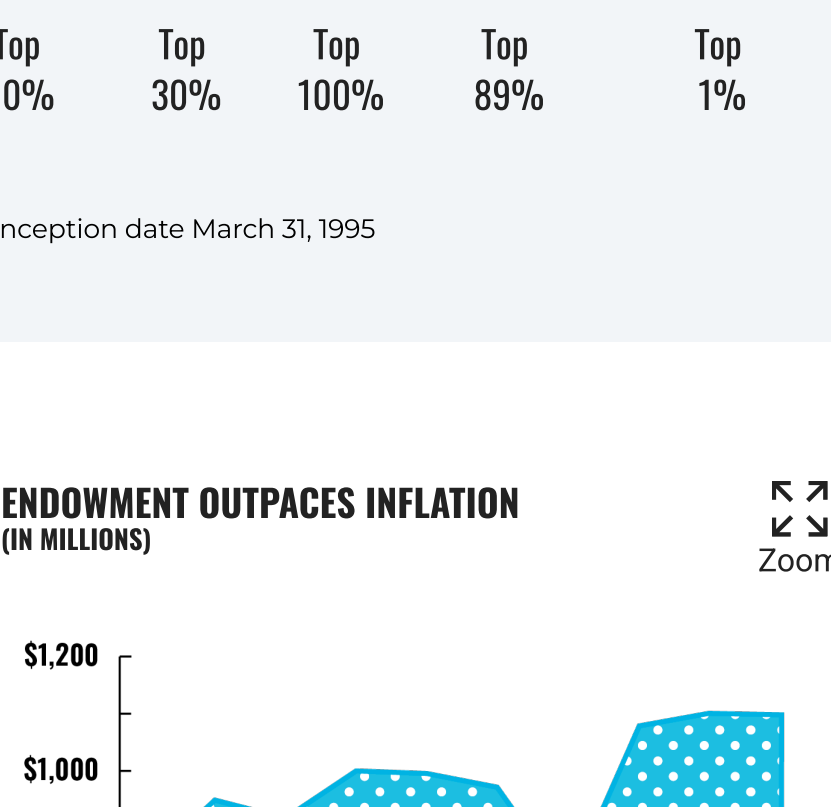
[Zoom](#)



TOTAL ASSETS (IN MILLIONS)



FUNDRAISING REVENUE (IN MILLIONS)



Investment Management and Philosophy

Endowment funds at SickKids Foundation provide an important base of funding for child health initiatives. These funds largely consist of externally restricted contributions and internal resources, transferred by the Board of Directors, where the capital is required to be maintained intact over the long term. Each year, the Board approves the rate of payout, or distribution from the funds. The SickKids Foundation Board of Directors, through its Investment Committee, manages the Foundation's endowed funds using a long-term, value-oriented investment philosophy. The Committee believes that this philosophy best enables its objectives of preserving capital, enabling approved distribution (or payout), and realizing an average annual real total return after inflation of at least five per cent over a 10-year period. The Investment Committee regularly monitors the performance of the investment managers, selecting, appointing and releasing managers as required. The endowment fund continues to be among the top one per cent of performers when assessing returns since inception.

INVESTMENT RETURNS

Annualized Rate of Return				
1 YEAR	3 YEARS	5 YEARS	10 YEARS	SINCE INCEPTION*
2.1%	10.7%	3.5%	5.6%	9.1%

Percentile Ranking*				
1 YEAR	3 YEARS	5 YEARS	10 YEARS	SINCE INCEPTION*
Top 10%	Top 30%	Top 100%	Top 89%	Top 1%

* Inception date March 31, 1995

ENDOWMENT OUTPACES INFLATION (IN MILLIONS)

[Zoom](#)

BOARD MEMBERS AND CABINET VOLUNTEERS

[Discover >](#)

GET TO KNOW US

[SickKids | The Hospital for Sick Children](#)

[SickKids Foundation | We're Building A New SickKids](#)

ARCHIVE

Annual Report 2019-2020 [View PDF >](#)

Annual Report 2020-2021 [View PDF >](#)

Annual Report 2021-2022 [View PDF >](#)

CONNECT WITH US

